



OER Growers agriMoodle

<http://agrimoodle.agroknow.gr/>

v2.0

Araksia Kantikian

k.araksia@gmail.com

30th of October 2012

This work is developed to support OER growers, by Agro-Know Technologies.



Table of contents

1. E- learning platform.....	3
1.1 What is Moodle	3
1.1.1 Moodle uses	3
2. What is agriMoodle	4
2.1 Types of users on the agriMoodle platform	4
2.2 Login screen.....	5
2.3 User area	5
2.4. Accessing a course.....	6
2.4.1 Content of the course.....	6
2.5 Accessing a document	7
2.6 Accessing a url	7
2.7 Participating in a chat.....	7
3. Links	8

Table of figures

Figure 1: agriMoodle home page	4
Figure 2: Login screen.....	5
Figure 3: User area	5
Figure 4: Available courses	6
Figure 5: Content of the course.....	6
Figure 6: Accessing a document	7
Figure 7: Forum	7



1. E- learning platform

E-learning is defined as learning which takes place on any publicly available web-based platform.

1.1 What is Moodle

Moodle is a free, online, open source course management system used in an increasing number of universities to conduct online and blended courses as well as to enhance traditional classroom courses.

1.1.1 Moodle uses

There are many ways to use Moodle:

- ① Moodle has features that allow it to scale to very large deployments and hundreds of thousands of students, yet it can also be used for a primary school or an education hobbyist.
- ② Many institutions use it as their platform to conduct fully online courses, while some use it simply to augment face-to-face courses (known as blended learning).
- ③ Many of our users love to use the activity modules (such as forums, databases and wikis) to build richly collaborative communities of learning around their subject matter (in the social constructionist tradition), while others prefer to use Moodle as a way to deliver content to students (such as standard SCORM packages) and assess learning using assignments or quizzes.

2. What is agriMoodle

The agriMoodle e-learning platform is based on Moodle (<http://moodle.org>). Moodle (abbreviation for Modular Object-Oriented Dynamic Learning Environment) is an e-learning software platform that implements an online Course Management System, also known as Learning Management System, or Virtual Learning Environment (VLE).

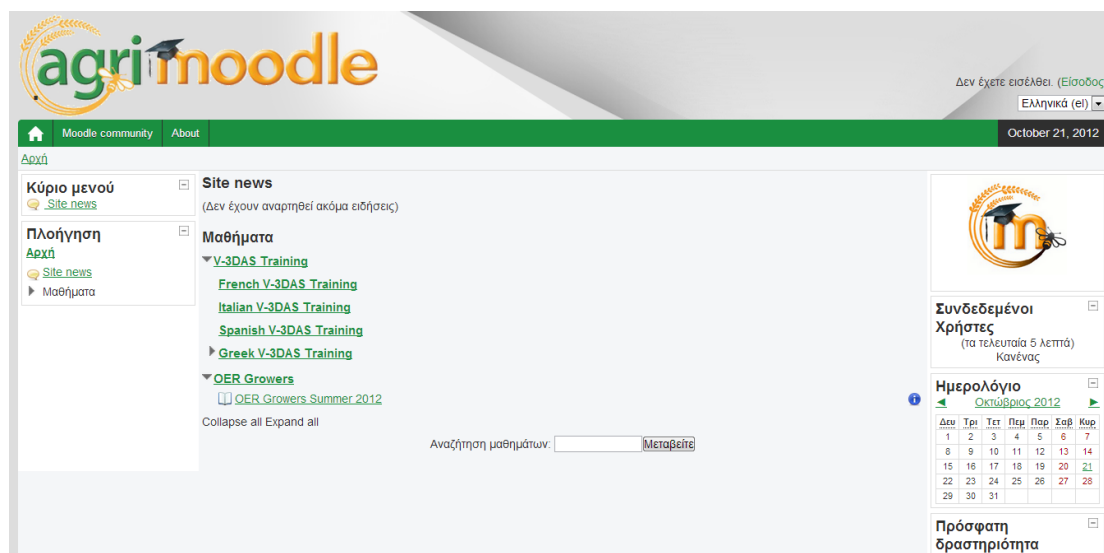
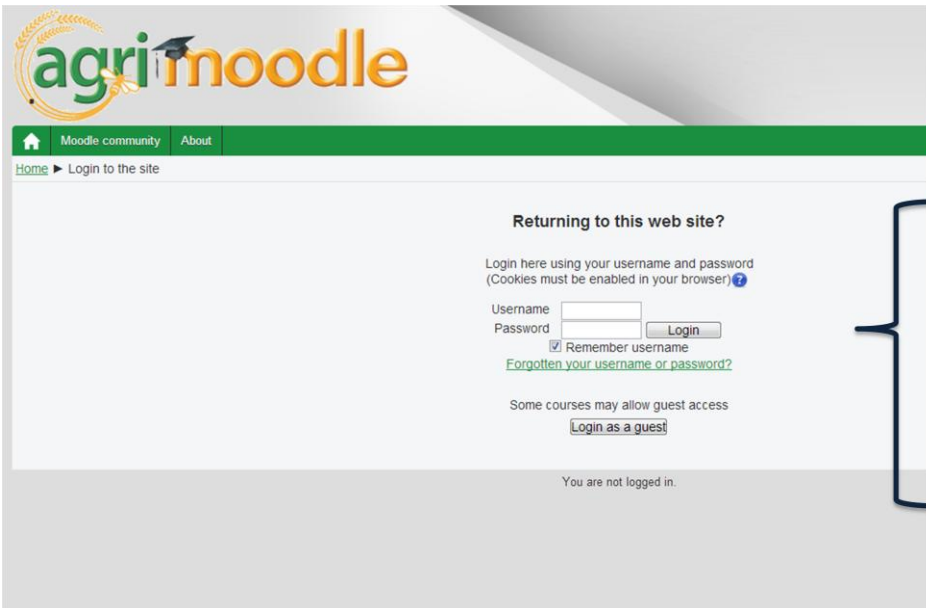


Figure 1: agriMoodle home page

2.1 Types of users on the agriMoodle platform

- **Guests** - Guests can view courses but cannot participate.
- **Students** - Students can access and participate in courses.
- **Non-editing teacher** - Non editing teachers can grade in courses but have not the right to edit them.
- **Editing teacher** - Editing teachers can manage and add content to courses. Teachers can do anything within a course, including changing the activities and grading students.
- **Course creator** - A user assigned the role of Course creator may create courses, be assigned the role of teacher for these courses (or not, if preferred) and view hidden courses.
- **Administrator** - Administrators can "do everything" on the site. Site administrators have permissions to do anything. Users may be assigned the role of site administrator by another site administrator in Settings > Site administration > Users > Permissions > Site administrators, but the role itself cannot be edited (or deleted!).

2.2 Login screen

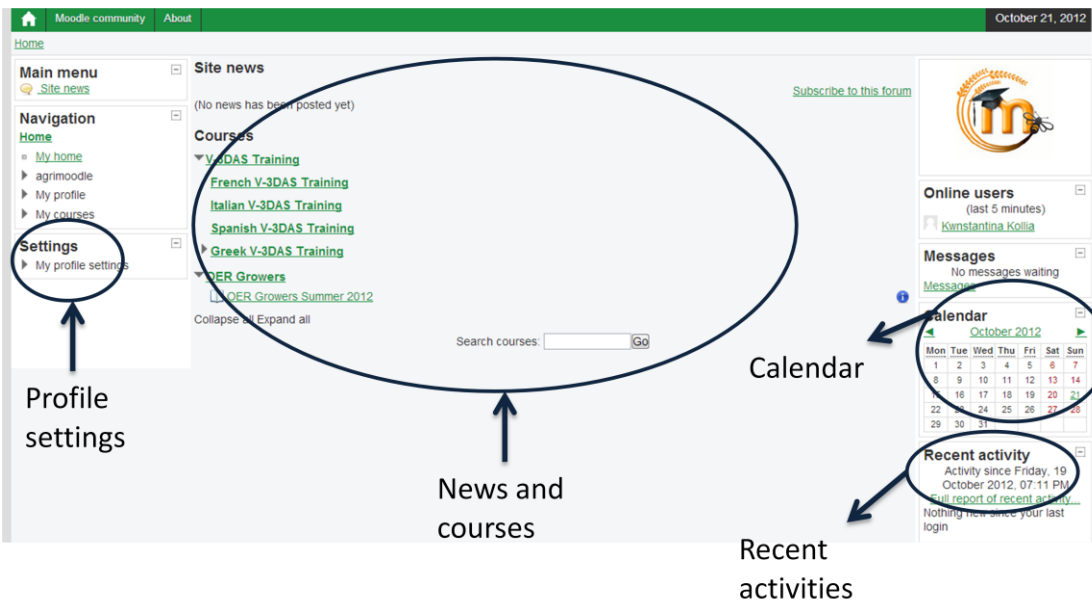


The screenshot shows the login page of the agri moodle system. At the top, there is a green navigation bar with 'Moodle community' and 'About' links. Below this, the 'agri moodle' logo is displayed. The main content area is titled 'Returning to this web site?' and contains a login form. The form includes fields for 'Username' and 'Password', a 'Remember username' checkbox, and a 'Login' button. Below the form, there is a link for 'Forgotten your username or password?' and a 'Login as a guest' button. A note states 'Some courses may allow guest access'. At the bottom, it says 'You are not logged in.'.

Fill in your username and password and press login

Figure 2: Login screen

2.3 User area



The screenshot shows the user area of the Moodle system. The left sidebar contains a 'Main menu' with links to 'Site news', 'Navigation', and 'Settings'. The 'Settings' link is circled, with an arrow pointing to the text 'Profile settings'. The main content area is titled 'Site news' and contains a list of courses: 'Y-3DAS Training', 'French V-3DAS Training', 'Italian V-3DAS Training', 'Spanish V-3DAS Training', 'Greek V-3DAS Training', and 'OER Growers'. A large oval is drawn around the course list, with an arrow pointing to the text 'News and courses'. The right sidebar contains a 'Calendar' section with a calendar for October 2012, and a 'Recent activity' section with a link to 'Full report of recent activity'. Arrows point from the 'Calendar' and 'Recent activity' sections to their respective labels.

Profile settings

News and courses

Calendar

Recent activities

Figure 3: User area

2.4. Accessing a course

If you want to see the contents of a course, you must select the desirable course name from the list “Available courses” that appears in the agriMoodle home page.

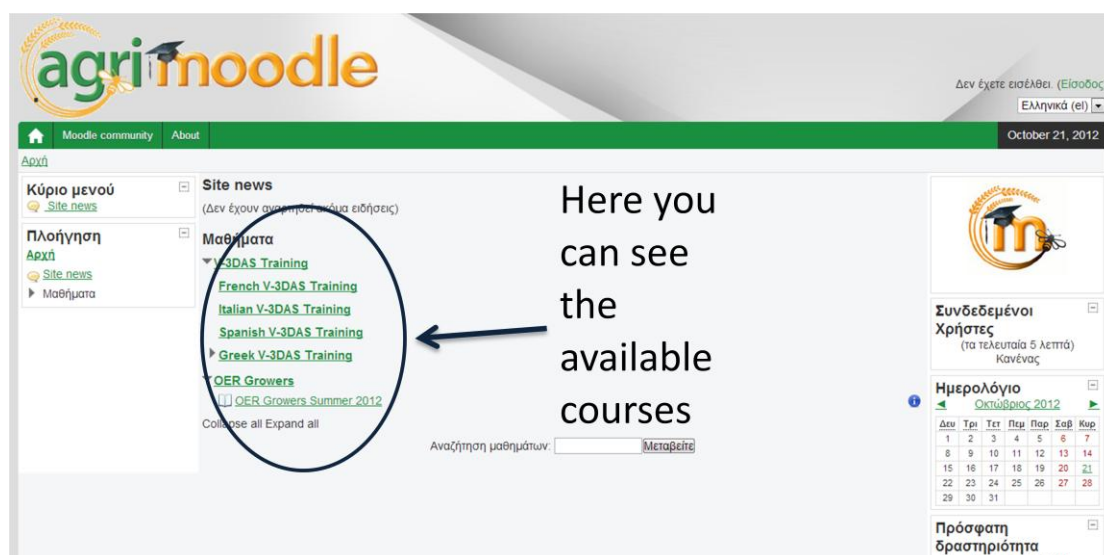


Figure 4: Available courses

2.4.1 Content of the course

Each course is structured in topics. Each topic has a title, a description and its content.



Figure 5: Content of the course

2.5 Accessing a document

In order to open a resource or an activity of a course, you must select the name of the corresponding resource, by clicking on it.

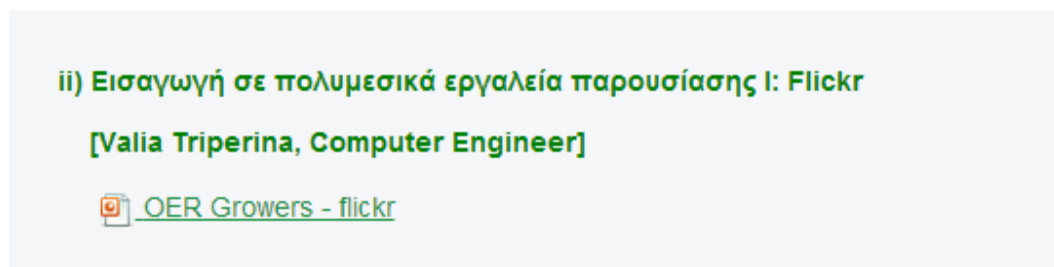


Figure 6: Accessing a document

2.6 Accessing a url

When you click in a content that is a URL to another web site, the browser is redirecting you to that web site.



2.7 Participating in a chat

The chat activity gives the opportunity to the agriMoodle users to discuss with each other in real time. The chat is available by clicking the highlighted name next to the chat image. When the user press the link, it redirects him to a web page with the following choices “Click here to enter the chat now”, “Use more accessible interface” and “View past chat sessions”. So as to enter the chat, the user must press “Click here to enter the chat”.



You can
add a topic
or
participate
at an
existing
forum

Figure 7: Forum



3. Links

- AgriMoodle central installation: <http://agrimoodle.agroknow.gr/>